

**ESTADO DEL CONSUMO DEL SERVICIO DE AGUA  
ENERO - JUNIO 2013**

N° ORD	N° RED	CONTRATO	Ene-13	Feb-13	Mar-13	Abr-13	May-13	Jun-13	TOTAL
			Dic-12	Ene-13	Feb-13	Mar-13	Abr-13	May-13	
001	UGEL 02	6100957-7	736.71	887.10	929.71	506.75	577.16	569.98	4,207.41
	<b>SUB TOTAL</b>		<b>736.71</b>	<b>887.10</b>	<b>929.71</b>	<b>506.75</b>	<b>577.16</b>	<b>569.98</b>	<b>4,207.41</b>

(0598) PRONOEI									
002	P. Estrellitas	3798807-8	79.69	48.22	34.52	30.41	60.69	175.45	428.98
003	P. Los Angelitos	3720701-6	38.62	26.65	494.43	87.90	35.29	35.46	718.35
004	P. Ang y Conejitos	5288701-5	527.28	40.11	26.30	190.56	309.89	145.77	1,239.91
005	P. Hogar de Dios (SET)	3707404-4	30.41	18.33	26.30	13.98	14.22	22.74	125.98
006	P. Daniel A. Carrión	5345974-9	186.45	159.37	50.94	128.96	349.91	183.94	1,059.57
007	P. Los Rosales de Pro 35	5317035-3	510.86	352.21	243.94	818.84	1,150.48	1,668.67	4,745.00
008	P. Valle Chillón 21	5518637-3	116.64	383.91	227.52	178.24	255.00	200.91	1,362.22
009	P. Enrique Milla Ochoa 15	3795412-0	198.77	184.34	116.64	248.05	241.60	137.27	1,126.67
010	P. Armando Villanueva 16	3791003-1	182.35	255.29	190.56	186.45	106.84	150.00	1,071.49
011	P. Angélica Gamarra 19	5475540-0	63.26	15.26	18.09	26.30	781.49	315.45	1,219.85
012	P. Juan Pablo 20	3793605-1	404.09	205.09	100.22	256.26	325.85	514.82	1,806.33
013	P. Palomitas 20	3796263-6	12.60	12.77	12.60	12.60	12.60	12.60	75.77
014	P. Mi Dulce Amanecer 13	3827436-1	202.88	262.03	215.20	112.54	203.93	222.11	1,218.69
	<b>SUB TOTAL</b>		<b>2,553.90</b>	<b>1,963.58</b>	<b>1,757.26</b>	<b>2,291.09</b>	<b>3,847.79</b>	<b>3,785.19</b>	<b>16,198.81</b>

RED 0001									
015	320 Señor de los Milagros	3767343-1	404.09	360.19	831.16	404.09	566.59	642.09	3,208.21
016	391-1 Flor de Amancaes	3831667-5	568.35	939.20	268.58	289.11	738.18	646.32	3,449.74
017	391-2 San Juan de Amancaes								0.00
018	2001 Tnte. Alfredo Bonifaz								0.00
019	2002 Ramón Castilla	3816491-9	3,200.55	3,374.79	2,325.89	2,169.84	3,232.55	3,132.19	17,435.81
020	2063 Félix Bogado	3780822-7	3,467.47	4,375.57	4,843.11	4,670.64	4,789.24	5,270.21	27,416.24
021	3012 El Altillo	3688747-9	1,048.80	847.54	642.26	490.33	1,596.15	1,842.61	6,467.69
022	3010 Ramón Castilla	3516274-2	478.01	485.63	465.69	449.26	718.47	561.48	3,158.54
023	3015 Angeles de Jesus								0.00
024	3017 Inmaculada Concepción	3784838-9	880.43	1,156.36	1,463.54	1,463.54	1,491.51	1,511.72	7,967.10
025	3019 Patricia Teresa Rodriguez	3577692-1	1,344.46	1,895.92	2,408.01	543.71	997.67	1,409.90	8,599.67
026	3075 Patricia F. Silva	3830598-3	4,941.66	4,662.12	3,832.93	3,984.87	3,224.18	3,310.37	23,956.13
027	MERCEDES CABELLO C	3622113-3				112.54	1,361.78	1,952.90	3,427.22
028	MERCEDES CABELLO C	3789413-6				1,508.71	3,362.30	1,995.32	6,866.33
029	RICARDO BENTIN	3512411-4	5.77	5.85	5.77	5.77	5.77	5.77	34.70
030	RICARDO BENTIN	3509762-5	5.77	5.85	5.77	5.77	5.77	5.77	34.70
031	RICARDO BENTIN (394-2)	3819121-9	34,577.55	25,121.55	45,254.19	41,209.39	46,905.51	44,161.80	237,229.99
032	NACIONAL DE MUJERES	3830584-3	9,434.06	6,223.65	4,288.75	4,280.53	5,341.90	4,574.51	34,143.40
	<b>SUB TOTAL</b>		<b>60,356.97</b>	<b>49,454.22</b>	<b>66,635.65</b>	<b>61,588.10</b>	<b>74,337.57</b>	<b>71,022.96</b>	<b>383,395.47</b>



FOLIO N°  
UGEL N° 02 AGAIE  
ABASTECIMIENTO  
02

**ESTADO DEL CONSUMO DEL SERVICIO DE AGUA  
ENERO - JUNIO 2013**

Nº ORD	Nº RED	CONTRATO	Ene-13	Feb-13	Mar-13	Abr-13	May-13	Jun-13	TOTAL
RED 0002									
033	72	3508785-7	535.50	80.89	408.20	408.20	416.61	421.50	2,270.90
034	389 Virgen de Lourdes	3670483-1	3,258.04	3,129.55	3,902.74	1,566.20	3,552.48	2,355.89	17,764.90
035	389 Virgen de Lourdes	3500672-5	5.77	5.85	5.77	5.77	5.77	5.77	34.70
036	389 Virgen de Lourdes	3517776-5	5.77	5.85	5.77	5.77	5.77	5.77	34.70
037	3003 -392								0.00
038	2004 (Rímac)	3784685-4	453.37	368.46	289.11	346.60	462.74	485.13	2,405.41
039	3001 Estados unidos Mexicanos	3501343-2	601.20	387.35	194.66	161.81	466.93	459.67	2,271.62
040	3002-A Manuel Pardo	3508632-1	1,003.63	725.61	350.71	424.62	911.30	773.58	4,189.45
041	3004 España	3778350-3	822.94	620.92	297.32	309.64	731.05	832.99	3,614.86
042	3004 España	3521446-9	5.77	5.85	5.77	5.77	5.77	5.77	34.70
043	3006	3664653-7	2,728.31	2,409.29	1,989.16	2,013.80	2,701.43	2,478.92	14,320.91
044	3007	3507561-3	383.56	282.17	243.94	248.05	332.77	451.20	1,941.69
045	3013	3603761-2	1,102.18	264.00	55.05	55.05	336.96	446.95	2,260.19
046	3016 CEBA	3506185-2	601.20	328.88	584.77	145.39	307.61	145.77	2,113.62
047	3021	3782240-0	888.65	1,197.51	781.88	744.92	827.48	1,104.48	5,544.92
048	ARCHIVO UGEL 02	3501925-6	63.26	51.78	34.52	55.05	35.12	103.34	343.07
049	CARLOS PAREJA PAZ SOLDAN	3711250-5	4,609.04	3,903.04	4,087.53	2,650.29	3,036.84	4,761.16	23,047.90
050	COMUNIDAD SHIPIBA								0.00
051	LUCY RINNIG	3502960-2	449.26	1,271.11	432.84	564.24	345.34	340.90	3,403.69
052	LUCY RINNIG	3506819-6	1,381.41	1,166.19	338.39	358.92	1,087.41	1,647.46	5,979.78
053	LUCY RINNIG	3502371-2	26.30	14.06	9.88	5.77	9.96	18.50	84.47
054	LUCY RINNIG	3503700-1	34.52	18.17	5.77	5.77	14.16	22.74	101.13
055	LUCY RINNIG	3506677-8	55.05	26.54	9.88	26.30	30.93	60.92	209.62
056	LUCY RINNIG	3503618-5	601.20	567.37	601.20	494.43	559.15	565.73	3,389.08
057	INSTITUTO SEVILLA								
	<b>SUB TOTAL</b>		<b>19,615.93</b>	<b>16,830.44</b>	<b>14,634.86</b>	<b>10,602.36</b>	<b>16,183.58</b>	<b>17,494.14</b>	<b>95,361.31</b>

RED 0003									
058	49	3742352-2	420.52	203.27	235.73	285.01	462.74	387.56	1,994.83
059	49	5552208-0	38.62	26.43	9.88	22.20	26.73	209.39	333.25
060	325	3676826-5	785.99	753.37	494.43	802.41	961.63	1,155.37	4,953.20
061	340								0.00
062	392-2 Cuna Madrid	3830871-4	432.84	404.81	211.09	305.54	445.96	387.56	2,187.80
063	2083 Virgen del Carmen	3835040-1	1,636.01	1,049.00	1,262.33	3,097.89	2,470.85	2,648.60	12,164.68
064	2099 (394 - 1) Rosa Merino	3508367-4	3,516.74	3,278.80	3,524.95	3,180.02	4,680.23	4,498.16	22,678.90
065	3014 Leoncio Prado	3524181-9	1,414.27	1,207.62	2,379.27	1,948.10	1,301.20	569.98	8,820.44
066	ESTER CACERES SALGADO	3669173-1	5,955.94	3,734.81	2,108.25	2,395.70	4,206.50	3,895.77	22,296.97
067	MARIA P. BELLIDO (2074)	3527519-7	2,531.21	2,468.29	3,541.38	1,323.92	2,219.33	2,245.60	14,329.73



**UGEL Nº 02 AGAIE**  
**ABASTECIMIENTO**  
 FOLIO Nº .....  
 03

**ESTADO DEL CONSUMO DEL SERVICIO DE AGUA  
ENERO - JUNIO 2013**


N° ORD	N° RED	CONTRATO	Ene-13	Feb-13	Mar-13	Abr-13	May-13	Jun-13	TOTAL
068	MARIA P. BELLIDO	3527518-9	6,871.67	6,751.25	6,662.24	6,005.22	6,772.20	6,877.97	39,940.55
069	MARIA P. BELLIDO	3519281-4	5.77	5.85	5.77	5.77	5.77	5.77	34.70
070	CEBE RICARDO BENTIN	3525054-7	268.58	156.14	108.43	264.47	1,032.90	748.14	2,578.66
	<b>SUB TOTAL</b>		<b>23,878.16</b>	<b>20,039.64</b>	<b>20,543.75</b>	<b>19,636.25</b>	<b>24,586.04</b>	<b>23,629.87</b>	<b>132,313.71</b>

**RED 0004**

071	009 (3094-1)	3774868-8	547.82	541.70	728.50	510.86	559.12	1,079.03	3,967.03
072	009	5618900-4	4,662.43	4,554.11	5,023.79	4,391.41	5,083.03	4,417.55	28,132.32
073	314 Túpac Amaru	3664725-3	321.96	298.38	289.11	243.94	259.21	234.84	1,647.44
074	324 San Judas Tadeo								0.00
075	385 José Olaya	3734471-0	321.96	189.97	231.62	256.26	423.95	438.46	1,862.22
076	386 Víctor R. Haya de la Torre	3779125-8	2,247.86	1,728.02	1,512.82	1,771.52	2,062.86	2,080.16	11,403.24
077	390-3 Tahuantisuyo								0.00
078	2041 (Inca G. De La Vega)	3708234-4	572.45	716.03	769.56	539.60	711.17	832.99	4,141.80
079	2052 María Auxiliadora	3610099-8	773.67	853.56	995.41	757.24	1,327.89	1,197.79	5,905.56
080	2057 (José G. Condorcanqui)	3664669-3	8,391.04	7,435.19	7,126.27	6,013.43	6,962.71	7,671.24	43,599.88
081	2058 V. Medalla Milagrosa								0.00
082	3049 (Imp. Del Tahuantisuyo)	3767911-5	354.81	223.59	161.81	223.41	373.26	497.85	1,834.73
083	3049 (Imp. Del Tahuantisuyo)	3767912-3	551.92	276.87	223.41	194.66	385.93	446.95	2,079.74
084	3049 (Imp. Del Tahuantisuyo)	3767913-1	2,715.99	2,742.52	1,775.63	1,672.97	2,168.47	2,487.39	13,562.97
085	3056 (Gran Bretaña)								0.00
086	3094 (Ex -386)	3779135-7	5.77	7.16	5.77	5.77	5.77	5.77	36.01
087	3094	3779128-2	2,695.46	2,014.32	2,215.01	2,215.01	2,683.78	3,094.02	14,917.60
088	3094	3779134-0	326.07	417.57	465.69	416.41	415.50	306.95	2,348.19
089	LIB SAN MARTIN	3636620-1	5,578.16	4,988.22	6,107.88	6,288.56	5,222.42	4,527.85	32,713.09
090	REP COLOMB	3606788-2	3,508.53	2,674.57	1,837.22	2,112.35	2,890.76	2,733.45	15,756.88
091	CEBE TAHUANTISUYO	3597971-5	2,046.65	1,583.44	1,307.50	1,126.82	1,467.28	1,677.16	9,208.85
092	PRITE LUIS A. GUERRA	3784171-5	514.96	1,267.12	1,336.24	22.20	550.67	10.01	3,701.20
	<b>SUB TOTAL</b>		<b>36,137.51</b>	<b>32,512.34</b>	<b>32,113.24</b>	<b>28,762.42</b>	<b>33,553.78</b>	<b>33,739.46</b>	<b>196,818.75</b>

**RED 0005**

093	5 Villa el Angel Indep	3743573-2	790.09	881.21	790.09	822.94	988.07	1,070.53	5,342.93
094	7 El Ermitaño	3597860-0	383.56	191.28	202.88	297.32	723.84	574.21	2,373.09
095	55 Sagrado Corazón de Jesús	3597902-0	1,553.88	1,013.10	905.07	1,488.18	1,475.72	1,630.50	8,066.45
096	319	5117479-5	453.37	169.11	92.00	96.11	174.72	196.67	1,181.98
097	390-1 (El Ermitaño)	3686094-8	547.82	408.54	634.05	777.77	827.86	773.58	3,969.62
098	390-2 (Cuna El Milagro)	3706483-9	395.88	185.71	170.03	211.09	785.71	281.51	2,029.93
099	390-5 (Nac. Independencia)	3597795-8	2,683.14	1,756.12	2,186.27	1,467.65	1,311.00	1,554.14	10,958.32
100	390-6 (Virgen d Fátima) 2044	3597862-6	1,430.69	1,145.26	929.71	958.45	1,298.32	1,465.05	7,227.48



**ESTADO DEL CONSUMO DEL SERVICIO DE AGUA  
ENERO - JUNIO 2013**

N° ORD	N° RED	CONTRATO	Ene-13	Feb-13	Mar-13	Abr-13	May-13	Jun-13	TOTAL
101	392	5366275-5	2,937.74	2,217.38	1,229.48	494.43	825.23	900.85	8,605.11
102	2034 (Rep. Irlanda)	3793451-0	794.20	760.53	868.11	781.88	740.74	956.00	4,901.46
103	2036 (María Auxiliadora)								0.00
104	2039 (Jorge V. Cast. Moreno)	3665058-8	5.77	5.85	5.77	5.77	5.77	5.77	34.70
105	2039 (Jorge V. Cast. Moreno)	3781566-9	2,083.61	1,674.97	995.41	966.67	1,375.92	2,016.53	9,113.11
106	2053 (Fco. Bolognesi)	3793456-9	227.52	192.71	42.73	157.71	225.42	251.81	1,097.90
107	2053 (Fco. Bolognesi)	5012214-2	2,095.93	1,400.77	810.62	954.35	1,327.89	1,286.88	7,876.44
108	2054 Nstra Señora de Fátima	5187420-4	1,237.69	778.11	124.86	629.94	1,101.90	871.16	4,743.66
109	2056 (José Galvez)	3602940-3	1,106.29	852.79	621.73	1,282.86	1,544.56	1,219.01	6,627.24
110	2061 (San Martin de Porres)	3788688-4	2,120.57	1,745.56	1,718.14	1,496.39	1,737.62	1,541.41	10,359.69
111	3048 Santiago Antunez de Mayolo	3607084-5	2,514.78	2,855.27	3,184.12	3,048.61	3,062.27	2,975.24	17,640.29
112	3050 Alberto Hurtado Abadía	3788689-2	1,545.67	1,666.16	1,599.05	1,664.76	2,007.95	1,978.35	10,461.94
113	3051 El Milagro	3783954-5	5,553.52	4,857.69	5,015.58	5,216.79	6,186.19	6,267.11	33,096.88
114	3052 (Técnico)	3597859-2	1,599.05	1,252.97	461.58	749.03	1,312.68	1,694.13	7,069.44
115	3053 Virgen del Carmen	3713644-7	1,664.76	1,002.21	527.28	765.45	1,641.52	1,749.27	7,350.49
116	3063 Patricia. N. Sanchez	3597861-8	1,845.44	1,420.86	995.41	946.14	1,125.13	1,197.79	7,530.77
<b>SUB TOTAL</b>			<b>35,570.97</b>	<b>28,434.16</b>	<b>24,109.97</b>	<b>25,280.29</b>	<b>31,806.03</b>	<b>32,457.50</b>	<b>177,658.92</b>

RED 0006

117	004	3513120-0	252.15	165.49	71.47	243.94	467.43	311.20	1,511.68
118	057	3767339-9	592.99	395.67	186.45	404.09	610.77	786.32	2,976.29
119	357 Medalla Milagrosa	3622830-2	892.75	435.96	326.07	408.20	867.47	777.83	3,708.28
120	366	3526324-3	170.03	61.19	9.88	30.41	114.87	154.24	540.62
121	2011	3664679-2	744.92	111.46	30.41	34.52	560.35	379.07	1,860.73
122	2013	3564446-7	1,254.12	1,035.98	831.16	712.07	1,421.63	1,575.35	6,830.31
123	2019	3606944-1	260.37	229.55	252.15	100.22	215.83	217.88	1,276.00
124	2021	3564734-6	321.96	252.11	227.52	276.79	1,522.20	960.24	3,560.82
125	3022	3517639-5	2,054.86	1,226.00	379.45	22.20	1,554.41	1,689.88	6,926.80
126	3022	3517638-7	2,116.46	1,724.44	1,418.37	2,120.57	2,788.29	2,444.98	12,613.11
127	3023 (Pedro Paulet)	3547792-6	2,449.08	1,416.00	2,235.55	1,627.80	2,959.35	3,454.60	14,142.38
128	3027 (Crnel. José Balta)	3798842-5	1,291.07	1,241.30	309.64	149.49	690.61	659.05	4,341.16
129	3030	3565155-3	482.11	318.75	326.07	161.81	388.09	425.74	2,102.57
130	3031	3550248-3	137.18	26.87	18.09	38.62	39.34	56.68	316.78
131	3031	3550247-5	157.71	248.95	231.62	399.98	194.63	243.33	1,476.29
132	3034	3549674-4	157.71	69.09	46.83	59.15	194.63	183.94	711.12
133	51 Clorinda Mattos	3690785-5	1,734.56	1,106.56	806.52	864.01	2,016.20	2,143.79	8,671.64
134	SAN MARTIN DE PORRES	3512170-6	3,754.91	2,733.22	2,465.50	4,707.60	5,478.49	4,964.79	24,104.51
PRITE SAN MARTIN DE PORRES									0.00
<b>SUB TOTAL</b>			<b>18,824.94</b>	<b>12,798.59</b>	<b>10,172.75</b>	<b>12,361.47</b>	<b>22,084.59</b>	<b>21,428.91</b>	<b>97,671.25</b>



**ESTADO DEL CONSUMO DEL SERVICIO DE AGUA  
ENERO - JUNIO 2013**

N° ORD	N° RED	CONTRATO	Ene-13	Feb-13	Mar-13	Abr-13	May-13	Jun-13	TOTAL
RED 0007									
135	003 Nuestra Sra. Del Rosario	3752230-7	334.28	77.35	46.83	83.79	132.76	137.27	812.28
136	005	5348599-1	1,549.78	1,840.95	1,250.01	728.50	1,122.96	1,359.01	7,851.21
137	347 (Luis Enrique XII)	CISTERNA	705.00	318.00	474.00	633.00	718.50	811.50	3,660.00
138	Luceritos de Pachacamilla	6403156-0						150.00	150.00
139	2002 Virgen María del Rosario	3752178-8	892.75	532.05	227.52	519.07	1,347.67	1,668.67	5,187.73
140	2026 San Diego	3767870-3	1,250.01	615.00	654.58	1,237.69	962.77	1,723.81	6,443.86
141	2028	CISTERNA	650.00	520.00	520.00	675.00	750.00	750.00	3,865.00
142	2040	CISTERNA	594.00	65.00	66.00	675.00	675.00	750.00	2,825.00
143	2073 José Olaya Balandra	5186021-1	4,161.45	2,189.17	2,194.48	1,927.57	3,027.51	2,601.94	16,102.12
144	2074 (Virgen del Rosario)	5161000-4	785.99	643.36	441.05	884.54	1,491.58	2,101.37	6,347.89
145	2079 Antonio Raymondi	3718586-5	1,463.54	1,077.59	412.30	896.86	1,708.98	1,613.53	7,172.80
146	2079 Antonio Raymondi	3718587-3	2,042.54	1,730.45	872.22	1,003.63	2,020.95	2,555.27	10,225.06
147	2088 Rep. Federal de Alemania	CISTERNA	750.00	550.00	500.00	650.00	700.00	700.00	3,850.00
148	3024 Jose Antonio Encinas	5008205-6	1,036.48	1,186.50	1,184.31	634.05	1,021.80	1,248.71	6,311.85
149	3093	5190426-6	182.35	122.58	87.90	141.28	230.11	222.11	986.33
150	LOS JAZMINES DE NARANJAL	3803413-8	1,693.50	1,257.84	1,065.22	1,274.65	1,282.78	1,825.64	8,399.63
151	PRITE SANTA ANA /EX OLIVOS DE P	5526521-9	26.30	14.22	38.62	26.30	22.66	26.99	155.09
	<b>SUB TOTAL</b>		<b>18,117.97</b>	<b>12,740.06</b>	<b>10,035.04</b>	<b>11,990.93</b>	<b>17,216.03</b>	<b>20,245.82</b>	<b>90,345.85</b>

RED 0008									
152	009 Naranjal	3784942-9	716.18	443.25	194.66	1,135.03	574.96	909.34	3,973.42
153	349	3632550-4	794.20	679.77	777.77	412.30	1,679.85	1,974.10	6,317.99
154	MESA REDONDA	3789137-1	703.86	714.87	703.86	691.54	775.85	905.10	4,495.08
155	2012	5055034-2	1,742.78	982.26	18.09	75.58	1,967.82	2,313.47	7,100.00
156	2027 (José M. Arguedas)	3785235-7	2,186.27	3,591.57	4,112.17	3,832.93	4,668.08	4,201.21	22,592.23
157	2029 (Simón Bolívar)								0.00
158	2032 (Manuel Escorza)	3789138-9	1,266.44	19.24	5.77	5.77	5.77	451.20	1,754.19
159	2032 (Manuel Escorza)	3789152-0	712.07	542.17	999.52	753.13	1,516.62	1,350.51	5,874.02
160	2034 (Virgen de Fátima)	3784870-2	609.41	1,632.66	966.67	925.60	1,470.59	1,375.97	6,980.90
161	2070 Ntra. Sra. Del Carmen	3713055-6	151.55	167.10	1,003.63	946.14	1,763.55	1,719.58	5,751.55
162	2070 Ntra. Sra. Del Carmen	3713054-9	2,284.82	2,123.39	1,886.50	1,553.88	2,391.33	2,122.58	12,362.50
163	2075 Nuevo Amanecer	5288450-9	375.35	186.80	137.18	137.18	365.19	684.51	1,886.21
164	CEBE MANUEL DUATO	3687667-0	2,522.99	2,523.51	2,436.76	1,816.69	2,889.02	2,678.29	14,867.26
	<b>SUB TOTAL</b>		<b>14,065.92</b>	<b>13,606.59</b>	<b>13,242.58</b>	<b>12,285.77</b>	<b>20,068.63</b>	<b>20,685.86</b>	<b>93,955.35</b>

RED 0009									
165	11 Sagrado Corazón de Jesús	3532713-9	420.52	650.32	202.88	297.32	511.67	548.76	2,631.47





**ESTADO DEL CONSUMO DEL SERVICIO DE AGUA  
ENERO - JUNIO 2013**

N° ORD	N° RED	CONTRATO	Ene-13	Feb-13	Mar-13	Abr-13	May-13	Jun-13	TOTAL
166	65	3548687-7	75.58	77.02	79.69	75.58	106.72	99.10	513.69
167	65	3776197-0	716.18	687.32	687.43	699.75	1,107.71	1,172.35	5,070.74
168	342 María y Jesús	3784252-3	1,623.69	1,038.12	1,282.86	1,960.42	2,455.17	1,957.14	10,317.40
169	2018	5010594-9	198.77	176.61	153.60	190.56	351.47	319.69	1,390.70
170	2023 Salazar Bondy	3531926-8	2,231.44	2,570.07	1,972.74	2,042.54	2,488.89	1,498.99	12,804.67
171	3035 (Bella Leticia)	3529895-9	2,219.12	1,201.20	806.52	1,274.65	2,358.55	1,685.64	9,545.68
172	3041 Andrés Bello	3784956-9	83.79	72.37	42.73	424.62	5.77	3,212.80	3,842.08
173	3041 Andrés Bello	3787106-8	3,619.40	3,440.85	2,818.65	4,358.55	5,015.02	3,637.01	22,889.48
174	3042	3533190-9	531.39	240.18	63.26	243.94	385.20	268.78	1,732.75
175	3044 Ricardo Palma	3552372-9	1,697.61	1,382.49	987.20	662.79	1,469.42	1,397.18	7,596.69
176	3045 José C. Mariátegui	3549082-0	5.77	5.85	9.88	5.77	5.77	5.77	38.81
177	3045 José C. Mariátegui	3784943-7	3,557.81	4,295.98	4,251.79	3,988.98	5,229.51	6,619.21	27,943.28
178	3046 San Martín de Porres	3535624-5	1,484.07	851.68	519.07	588.88	1,186.21	1,045.08	5,674.99
179	3701 Fé y Alegría 01						0.00		0.00
180	JOSE GRANDA	3664716-2	14,078.40	12,699.85	12,160.71	12,160.71	12,484.64	12,562.39	76,146.70
181	CEBE SAN MARTIN DE PORRES	3691433-1	2,293.03	1,448.64	1,360.88	1,356.78	2,029.36	2,720.71	11,209.40
182	PRITE FRAY PEDRO URRACA	3540557-0	59.15	18.44	5.77	18.09	18.38	111.83	231.66
	<b>SUB TOTAL</b>		<b>34,895.72</b>	<b>30,856.99</b>	<b>27,405.66</b>	<b>30,349.93</b>	<b>37,209.46</b>	<b>38,862.43</b>	<b>199,580.19</b>

RED 0010

183	002	3567709-5	313.75	201.14	87.90	96.11	127.75	183.94	1,010.59
184	81	3551869-5	814.73	630.73	650.48	634.05	702.74	769.35	4,202.08
185	313	3547502-9	802.41	637.41	983.09	859.90	926.87	905.10	5,114.78
186	338	3641782-2	1,262.33	456.01	453.37	535.50	985.75	1,634.74	5,327.70
187	360 Virgen del Carmen	3708895-2	346.60	280.91	317.86	297.32	390.14	417.25	2,050.08
188	361	3546788-5	646.37	450.05	666.90	1,217.16	615.62	586.93	4,183.03
189	Condevilla Señor I	3781500-8	629.94	586.10	309.64	280.90	432.40	421.50	2,660.48
190	Condevilla Señor II	3784367-9	4,042.36	4,554.17	3,352.49	3,943.81	4,964.56	4,913.87	25,771.26
191	Luis Enrique X	3742391-0	765.45	628.53	395.88	482.11	609.81	828.74	3,710.52
192	3032 Villa Angélica	3784955-1	1,364.99	1,383.29	1,541.56	1,985.06	3,028.53	3,267.95	12,571.38
193	3033 Andrés A. Cáceres	3785034-4	2,822.76	2,188.53	2,276.61	1,722.25	1,598.23	1,935.93	12,544.31
194	3033 Andrés A. Cáceres	3785035-1	145.39	89.18	59.15	83.79	119.83	128.80	626.14
195	3036 (José A. Rázuri)	3542517-2	921.50	891.06	1,036.48	1,036.48	1,061.45	1,070.53	6,017.50
196	3037 Gran Amauta	3536621-0	5,101.81	4,397.72	2,596.91	1,755.10	2,924.68	2,551.03	19,327.25
197	3037 Gran Amauta	3736105-2	1,960.42	1,781.14	1,286.97	2,461.40	3,774.28	4,107.88	15,372.09
198	3038 (Patricia c. Guzmán)	3546364-5	728.50	724.51	551.92	556.03	1,606.66	1,163.87	5,331.49
199	3038 (Patricia c. Guzmán)	3546365-2	822.94	457.31	330.18	313.75	461.97	960.24	3,346.39
200	3039 Javier Heraud	3554399-0	5.77	5.85	5.77	5.77	5.77	5.77	34.70
201	3039 Javier Heraud	3554398-2	1,262.33	1,198.54	1,077.54	1,061.11	1,498.87	1,787.45	7,885.84
202	ISABEL CHIMPU OCLLO	2101024-4	4,551.56	5,325.55	5,056.64	5,175.73	5,448.23	6,381.65	31,939.36



**ESTADO DEL CONSUMO DEL SERVICIO DE AGUA  
ENERO - JUNIO 2013**


N° ORD	N° RED	CONTRATO	Ene-13	Feb-13	Mar-13	Abr-13	May-13	Jun-13	TOTAL
203	ISABEL CHIMPU OCLLO	2090579-0	5.77	5.85	5.77	5.77	5.77	5.77	34.70
	<b>SUB TOTAL</b>		<b>29,317.68</b>	<b>26,873.58</b>	<b>23,043.11</b>	<b>24,509.10</b>	<b>31,289.91</b>	<b>34,028.29</b>	<b>169,061.67</b>

**RED 0011**

204	LUIS ENRIQUE XIX	3779645-5	317.86	177.43	215.20	293.22	284.55	510.59	1,798.85
205	2008 El Rosario	3807730-1	3,019.87	2,593.34	1,915.25	1,919.35	2,502.91	2,754.65	14,705.37
206	2009 Fé y Alegría 02	3676496-7	198.77	300.57	165.92	502.64	359.90	336.65	1,864.45
207	2010 Albert Einsten	3784248-1	777.77	231.30	342.50	428.73	554.90	595.43	2,930.63
208	2094 Inca Pachacutc	3746366-8	802.41	479.77	473.90	634.05	863.24	956.00	4,209.37
209	2101 María Auxiliadora	5145140-9	1,011.84	1,021.03	810.62	962.56	1,785.25	1,846.84	7,438.14
210	3043 (Ramón Castilla)	3551247-4	5,118.24	5,297.24	2,966.48	2,670.82	4,377.61	4,625.42	25,055.81
211	3043 (Ramón Castilla)	3551246-6	1,151.46	1,010.07	757.24	970.77	821.01	1,346.27	6,056.82
212	3081 Alm. Miguel Grau	3664800-4	925.60	741.26	248.05	379.45	1,029.81	900.85	4,225.02
213	Crnel. JUAN VALER S.	5056744-5	153.60	48.66	30.41	71.47	162.06	116.06	582.26
214	PRITE ANTARES	5268810-8	272.69	274.72	350.71	391.77	307.94	183.94	1,781.77
	<b>SUB TOTAL</b>		<b>13,750.11</b>	<b>12,175.39</b>	<b>8,276.28</b>	<b>9,224.83</b>	<b>13,049.18</b>	<b>14,172.70</b>	<b>70,648.49</b>

**RED 0012**

215	15 Los Lirios	5118941-3	506.75	536.93	671.01	609.41	618.50	489.37	3,431.97
216	16 Juan Pablo Peregrino	3815560-2	416.41	770.15	962.56	736.71	750.79	735.41	4,372.03
217	019	5163417-8	202.88	183.13	182.35	227.52	221.66	154.24	1,171.78
218	020	5021395-8	211.09	135.72	46.83	346.60	238.34	188.19	1,166.77
219	358 Niño Jesús de Praga	3745018-6	2,498.35	2,504.14	859.90	1,730.46	1,763.55	1,787.45	11,143.85
220	367 Virgen de la Medallita Milagros	5256798-9	777.77	687.06	790.09	1,130.92	1,003.70	773.58	5,163.12
221	387	3784841-3	654.58	641.67	449.26	280.90	979.44	832.99	3,838.84
222	2003 (Libert. Jose de San Martín)	3745019-4	1,258.22	1,068.29	1,171.99	1,356.78	1,340.86	1,571.11	7,767.25
223	2014 (Los Chasquis)	3747226-3	720.28	342.06	441.05	584.77	720.39	951.76	3,760.31
224	2020 Sr. De los Milagros	6307522-0	334.44	169.61	205.83	205.83	408.53	283.29	1,607.53
225	2030 Virgen del Carmen	3774340-8	744.92	758.43	695.65	527.28	996.22	832.99	4,555.49
226	2031 Virgen de Fátima	3801413-0	785.99	489.46	527.28	806.52	1,275.69	1,893.51	5,778.45
227	2033	5055289-2	958.91	418.19	318.31	540.06	924.55	918.01	4,078.03
228	2072 Mario Vargas Llosa	3819361-1	654.58	220.35	297.32	293.22	458.23	620.87	2,544.57
229	2082 Héroes del Pacífico	3720449-2	4,559.77	4,100.22	2,346.42	3,878.11	3,963.42	4,006.08	22,854.02
230	3028 (Yachayhuasi)	3834666-4	350.71	625.09	662.79	535.50	678.11	718.44	3,570.64
231	3048	5149326-0	268.58	147.43	186.45	243.94	289.09	260.30	1,395.79
232	3054 Virgen de Las Mercedes	6157316-8	486.22	302.53	309.64	317.86	428.17	357.87	2,202.29
233	3082	5150812-5	363.03	178.91	149.49	597.09	1,076.73	871.16	3,236.41
234	El Pacífico								0.00
235	Los Alisos	5243227-5	285.01	97.71	145.39	404.09	446.00	429.98	1,808.18



**ESTADO DEL CONSUMO DEL SERVICIO DE AGUA  
ENERO - JUNIO 2013**

Nº ORD	Nº RED	CONTRATO	Ene-13	Feb-13	Mar-13	Abr-13	May-13	Jun-13	TOTAL
	<b>SUB TOTAL</b>		<b>17,038.49</b>	<b>14,377.08</b>	<b>11,419.61</b>	<b>15,353.57</b>	<b>18,581.97</b>	<b>18,676.60</b>	<b>95,447.32</b>

**RED 0013**

236	23 Jesús Mi Buen Amigo	3787854-3	153.60	97.12	18.09	22.20	106.50	340.90	738.41
237	336	3648073-9	157.71	192.05	120.75	83.79	278.57	281.51	1,114.38
238	2005	5067848-1	1,151.46	960.54	671.01	1,028.26	681.45	527.55	5,020.27
239	2006	3791182-3	1,594.95	1,490.21	954.35	798.31	2,087.42	1,757.76	8,683.00
240	2015 Manuel G. Prada	3776196-2	2,391.59	1,762.68	1,356.78	1,672.97	2,141.98	2,101.37	11,427.37
241	2037 San Antonio de Padua	3751245-6	453.37	354.56	375.35	543.71	446.44	421.50	2,594.93
242	2090 Virgen de la Puerta	3672788-1	2,929.53	2,871.06	3,200.55	1,418.37	2,893.22	3,094.02	16,406.75
243	3029 Sol de Oro	3606747-8	3,701.53	3,289.40	2,962.38	2,280.72	2,364.40	2,283.77	16,882.20
244	3078 Heroes del Cenepa	3715706-2	2,584.59	2,453.15	2,091.82	1,763.31	2,091.61	2,254.08	13,238.56
245	ALFREDO REBAZA ACOSTA	3664724-6	1,459.44	1,384.00	732.60	769.56	1,168.29	1,439.60	6,953.49
246	JOSE A. QUIÑONES	3798461-4	1,537.46	1,697.22	2,046.65	1,401.95	1,193.49	1,278.40	9,155.17
247	PROY. CHAVARRIA	3778318-0	1,015.94	791.14	712.07	564.24	807.36	866.92	4,757.67
	<b>SUB TOTAL</b>		<b>19,131.17</b>	<b>17,343.13</b>	<b>15,242.40</b>	<b>12,347.39</b>	<b>16,260.73</b>	<b>16,647.38</b>	<b>96,972.20</b>

**RED 0014**

248	17 Virgen de la Medalla Milagrosa	3787775-0	2,075.40	1,424.92	1,274.65	1,714.03	1,035.11	1,490.51	9,014.62
249	22 Semillitas del Futuro	3838872-4	1,295.18	939.01	814.73	1,057.01	1,400.62	1,036.61	6,543.16
250	318 Carmelitas	3625358-1	1,307.50	1,505.30	991.31	1,286.97	1,557.75	1,465.05	8,113.88
251	327 Almirante Grau	3664678-4	469.79	297.17	556.03	326.07	442.72	485.13	2,576.91
252	346 Las Palmeras	3836190-3	3,060.93	2,749.90	2,802.23	2,247.86	2,682.05	2,389.83	15,932.80
253	351 San Martín de Porres	3713623-1	712.07	718.43	133.07	490.33	1,022.51	1,231.74	4,308.15
254	377 Divino Niño Jesús	3690781-4	1,553.88	2,023.66	646.37	465.69	1,688.14	1,897.75	8,275.49
255	CEI LOS LIBERTAD.	3798549-6	178.24	885.48	728.50	634.05	603.03	1,015.39	4,044.69
256	2016 Chavín de Huantar	5010080-9	2,116.46	1,883.48	1,418.37	1,352.67	825.03	862.67	8,458.68
257	2035 Carlos Chiyoture Hiraoca	3791349-8	46.83	59.45	96.11	13.98	5.77	230.61	452.75
258	2035 Carlos Chiyoture Hiraoca	3836063-2	543.71	685.31	1,516.93	560.13	988.89	1,062.06	5,357.03
259	2071 César Vallejo	3788249-5	206.98	137.57	46.83	178.24	425.91	383.32	1,378.85
260	2089 Micaela Bastidas	3664713-9	1,225.37	1,004.67	572.45	436.94	1,551.89	1,477.77	6,269.09
261	2089 Micaela Bastidas	3624041-4	1,792.05	1,319.51	1,040.58	576.56	1,480.46	1,482.02	7,691.18
262	2091 (Mcal. A. A. Cáceres)	3785231-6	5,339.98	3,689.41	1,073.43	802.41	2,816.51	3,004.93	16,726.67
263	2092 Cristo Morado	3716468-8	1,438.90	2,695.45	2,695.46	2,301.25	2,577.03	2,665.56	14,373.65
264	2096 Perú Japón	3630868-2	3,065.04	2,571.48	2,317.67	1,878.29	3,660.71	3,950.92	17,444.11
265	3087 Cueto Fernandini	3774869-6	2,342.31	1,551.29	753.13	2,091.82	2,491.48	2,071.67	11,301.70
266	JORGE BASADRE GROHMANN	3625359-9	4,506.38	3,534.81	2,851.51	2,945.95	4,371.50	4,807.83	23,017.98
267	PALMAS REALES	3798499-4	2,564.06	2,609.35	2,559.95	1,007.73	2,387.95	2,411.04	13,540.08
	<b>SUB TOTAL</b>		<b>35,841.06</b>	<b>32,285.65</b>	<b>24,889.31</b>	<b>22,367.98</b>	<b>34,015.06</b>	<b>35,422.41</b>	<b>184,821.47</b>





**ESTADO DEL CONSUMO DEL SERVICIO DE AGUA  
ENERO - JUNIO 2013**

Nº ORD	Nº RED	CONTRATO	Ene-13	Feb-13	Mar-13	Abr-13	May-13	Jun-13	TOTAL
<b>RED 0015</b>									
268	13 Pastorcitos de Fátima	3796713-0	280.90	122.90	75.58	186.45	170.01	128.80	964.64
269	014	3812974-8	473.90	252.34	190.56	235.73	375.89	404.53	1,932.95
270	25 Confraternidad Peruano Mexica	3794539-1	814.73	710.43	457.47	625.84	1,117.60	1,405.66	5,131.73
271	26 San Roque								0.00
272	375 Villa Norte	3659937-1	613.52	145.84	46.83	83.79	342.25	345.14	1,577.37
273	2004 Señor de los Milagros	3821216-3	1,574.42	1,434.49	913.28	1,356.78	2,178.88	1,562.61	9,020.46
274	2007 Rosa de las Américas	3803414-6	1,783.84	771.56	1,135.03	1,701.71	1,405.42	1,999.56	8,797.12
275	2022	3790855-5	2,646.19	2,247.99	2,104.14	1,644.22	2,717.94	2,466.19	13,826.67
276	2087 Rep. O. Del Uruguay	3794713-2	1,636.01	1,068.54	1,020.05	547.82	1,069.87	1,397.18	6,739.47
277	3040 20 de Abril	3796801-3	1,615.48	1,125.77	905.07	1,139.14	1,370.28	1,681.41	7,837.15
278	3080	3784891-8	2,991.12	3,717.30	2,087.71	2,637.97	3,584.99	4,722.99	19,742.08
279	3084 Enrique Guzmán y Valle								0.00
280	CEBA 3084 Enrique Guzman y Valle								0.00
281	GRAN MCAL. LUZURIAGA	3660625-9	326.07	13,000.54	248.05	576.56	1,932.08	145.77	16,229.07
282	NUEVO PERU	3789830-1	3,672.79	2,347.83	2,038.44	1,467.65	1,715.61	1,252.95	12,495.27
	<b>SUB TOTAL</b>		<b>18,428.97</b>	<b>26,945.53</b>	<b>11,222.21</b>	<b>12,203.66</b>	<b>17,980.82</b>	<b>17,512.79</b>	<b>104,293.98</b>

<b>RED 0016</b>									
283	CEI 01 Niño Jesús de Praga	3757867-1	1,299.29	822.35	149.49	174.13	402.07	413.01	3,260.34
284	008 Pequeño Benjamín	5356279-9	182.35	101.44	22.20	38.62	115.38	133.03	593.02
285	018 Okinawa								0.00
286	345 Rayitos de Sol								0.00
287	348 Santa Luisa	3704500-2	1,578.52	1,346.36	1,167.88	1,792.05	2,083.97	514.82	8,483.60
288	378 El Capullito	3676498-3	412.30	228.84	124.86	145.39	389.41	429.98	1,730.78
289	2024	6156913-3	658.69	868.24	338.39	358.92	532.20	578.46	3,334.90
290	2024	3827753-9	3,553.70	2,186.04	3,097.89	5.77	3,177.00	3,089.77	15,110.17
291	2025 Inmaculada Concepción	5273531-3	4,428.36	3,041.52	1,718.14	2,215.01	2,865.43	4,574.51	18,842.97
292	2078 Nstra. Señora de Lourdes	3798588-4	3,939.70	3,665.09	1,923.46	3,549.59	4,850.71	4,795.11	22,723.66
293	2095 Hernan Busse de la Guerra	3656163-7	7,799.72	6,535.52	6,296.78	5,594.58	7,665.95	8,078.49	41,970.84
294	3047 Río Santa	3820823-7	461.58	827.33	539.60	650.48	656.26	896.61	4,031.86
295	3091 Huaca de Oro	3779406-2	1,566.20	1,591.53	1,286.97	864.01	1,209.61	1,549.89	8,068.21
296	3091 Huaca de Oro	5961727-4	1,358.37	354.81	55.05	412.30	799.89	612.40	3,592.82
297	3095 Perú Kawachi	3757868-9	1,171.99	911.38	313.75	354.81	954.34	1,011.14	4,717.41
298	ENRIQUE MILLA OCHOA	3795686-9	2,999.34	2,482.05	342.50	1,434.80	2,263.10	2,279.54	11,801.33
	<b>SUB TOTAL</b>		<b>31,410.11</b>	<b>24,962.30</b>	<b>17,376.96</b>	<b>17,590.46</b>	<b>27,965.32</b>	<b>28,956.76</b>	<b>148,261.91</b>



**ESTADO DEL CONSUMO DEL SERVICIO DE AGUA  
ENERO - JUNIO 2013**

N° ORD	N° RED	CONTRATO	Ene-13	Feb-13	Mar-13	Abr-13	May-13	Jun-13	TOTAL
RED 0017									
299	CETPRO CONDEVILLA	3781495-1	404.09	372.18	272.69	588.88	460.01	603.90	2,701.75
300	CETPRO LOS LIBERTADORES	5861517-0	1,032.37	951.83	880.43	905.07	1,143.13	1,244.46	6,157.29
301	CETPRO MAZZARELLO	3761466-6	441.05	330.19	629.94	580.67	774.55	760.86	3,517.26
302	CETPRO PERÚ								0.00
303	SAN FRANCISCO SOLANO (EX PROM	3784007-1	1,443.01	1,254.97	1,414.27	1,011.84	1,141.89	1,359.01	7,624.99
304	CETPRO ROSA DE AMERICA	3510286-2	654.58	729.17	707.96	395.88	673.07	671.77	3,832.43
305	CETPRO SAN MARCOS	5016997-8	252.15	177.87	79.69	120.75	221.19	256.06	1,107.71
306	CETPRO SAN MARTIN DE PORRES	3634788-8	1,430.69	1,196.30	564.24	482.11	689.86	1,473.54	5,836.74
307	CETPRO VILLA NORTE	5308863-9	293.22	131.72	133.07	161.81	325.42	273.03	1,318.27
	<b>SUB TOTAL</b>		<b>5,951.16</b>	<b>5,144.23</b>	<b>4,682.29</b>	<b>4,247.01</b>	<b>5,429.12</b>	<b>6,642.63</b>	<b>32,096.44</b>
	<b>TOTAL GENERAL</b>		<b>435,623.45</b>	<b>380,230.60</b>	<b>337,732.64</b>	<b>333,499.36</b>	<b>446,042.77</b>	<b>455,981.68</b>	<b>2,389,110.50</b>

F.G.L./Tco. Adm



**UGEL Nº 02 AGAIE**  
**ABASTECIMIENTO**  
 FOLIO Nº .....  
 11